

K³ WRITER

Effetti a parete
Wall effect

Alluminio - *Aluminium*



Una apertura
One window

LED



Due aperture
Two windows

LED



Quattro aperture
Four windows

LED

Inox AISI 316L - *AISI 316L Stainless steel*



Una apertura
One window

LED








Due aperture
Two windows

LED



Quattro aperture
Four windows

LED





K³ WRITER

Effetti a parete
Wall effect

CARATTERISTICHE GENERALI

- Apparecchio per esterno di forma cubica, per effetti a parete.
- **Struttura:** diffusore in vetro temprato ultrawhite. Corpo in alluminio pressofuso a basso tenore di rame o in inox AISI 316L. Viti inox a brugola in tinta. Interno interamente nero opaco per evitare fastidiose riflessioni luminose.
- Lenti ottiche e schermi dedicati da inserire in ogni finestra per ottenere effetti speciali.
- Installabile a parete/soffitto ed a terra in giardino con apposito picchetto.
- Ingresso cavi dal retro.
- **Sorgenti luminose Led di nuova generazione** con vita garantita 60.000 h con successivo decadimento max del 20%. Driver incorporato.
- **Finitura:** per alluminio, decappaggio + fosfocromatazione + fondo epossidico + verniciatura con polveri epossidiche stabilizzate anti UV. Per inox: spazzolato e lucidato.
- Costruito in conformità alle norme europee EN 60598-1 **CE**

CREATIVITÀ ILLIMITATA

La Serie K³ Writer comprende 3 apparecchi base con diffusione della luce a 70°. Sono totalmente stagni, pertanto possono essere orientati in ogni direzione e su ogni superficie (muro, pavimento, soffitto).

- 1 - Cubo con una finestra, orientabile in ogni direzione.
- 2 - Cubo con due finestre contrapposte, orientabili alto/basso, destra/sinistra o 45°.
- 3 - Cubo con quattro finestre.

UNLIMITED CREATIVITY

K³ Writer consists of three basic cubes with 70° beam angle light diffusion. Are completely waterproof: it means you can orient fixture and light towards any direction and install in any position - wall, floor, ceiling.

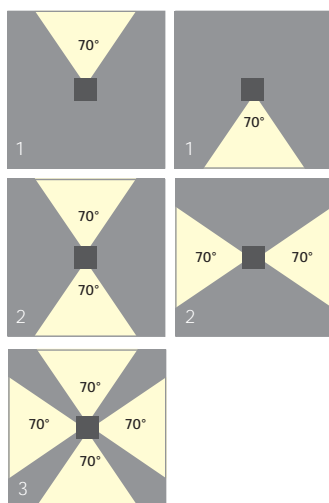
- 1 - Cube with one window. Suitable to any light direction.
- 2 - Cube with two opposite windows. To be oriented towards up/down, left/right or 45°.
- 3 - Cube with 4 windows.

MATERIALI E COLORI

Gli apparecchi sono disponibili in alluminio grigio (1), alluminio bianco (2), alluminio grafite (3) e in acciaio inox AISI 316L (4).

MATERIALS AND COLOURS

The lighting fittings are available in primary aluminium, finished in light grey (1), matt white (2) and graphite (3), and in AISI 316L stainless steel (4).



GENERAL FEATURES

- Cubic form fitting for wall effects.
- **Structure:** ultrawhite transparent tempered glass diffuser. Low copper content die-cast aluminium or AISI 316L stainless steel body. Matching stainless steel Allen screws. Completely matt black to avoid any unwanted flare.
- Optical lenses and shapers to be inserted on each window for special effects.
- Can be installed on wall/ceiling and in the ground in the garden using a special spike.
- Cable entry from the back.
- **Light sources:** new generation LEDs with minimum life 60,000 h with subsequent decay max 20%. Driver inside.
- **Finish:** for aluminium, pickling + phosphochrome + epoxy basic coating + UV resistant stabilised epoxy powder coating. For stainless steel: brushed and polished.
- Manufactured in compliance with European standards EN 60598-1 **CE**

MONTAGGIO SEMPLIFICATO

Lo smontaggio è agevole anche con l'apparecchio installato. L'interno è studiato per garantire la massima efficienza luminosa e il perfetto puntamento della luce.

EASY INSTALLATION

Disassembly is easy even with the fitting installed. The inside has been studied to ensure maximum lighting efficiency and perfect light direction.



CENTRAGGIO DELLA FOCALE

L'installazione delle lenti e dei sagomatori è semplicissima: le 4 viti su asola consentono il centraggio dell'accessorio e della sua focale.

CENTRING FOCUS

Lens and shapers can be easily inserted: 4 screws and its oval buttonholes permit a complete and perfect focus regulation.



INFINITE COMBINAZIONI

Inserendo i 4 accessori si ottengono infinite combinazioni:

- due lenti concentratrici in vetro a 1 o 5 lame, progettate per ottenere effetti di alta intensità
- due schermi sagomati
- 4 filtri cromatici permettono di arricchire gli effetti luminosi con il colore.

INFINITE COMBINATIONS

The 4 accessories permit infinity combinations:

- two converging lenses in borosilicate glass for 1 or 5 blades designed to enhance its lighting effects
- two shapers
- 4 dichroic color filters



K³ WRITER

Effetti a parete
Wall effect



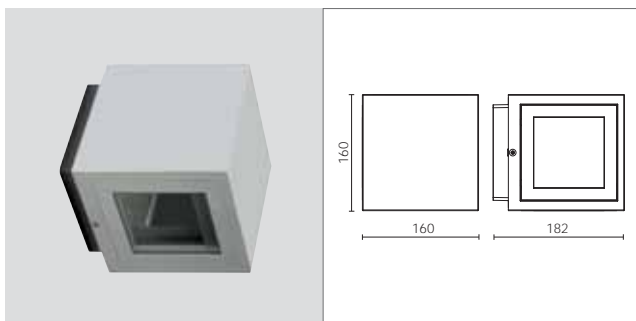
L80 B20
60.000

EN 60598-1


EN 60598
-2-1

K³ WRITER ALLUMINIO | K³ WRITER ALUMINIUM

Code + Colour + Tonality



1 faccia aperta | 1 window




70°

70°

70°

70°

COD.	LAMP	W	LM LED - REAL LM	GR	GM	BI
1004*	 Led	1x6,4	640 125			

IP 65   / Classe II  / IK 08

CRI 85 / Driver IN / 700 mA

230V / 50 Hz

CE

Dimmerabile a richiesta.

Tonalità 3000K o 4000K. Aggiungere 3K o 4K al codice dopo il colore.

IP 65   / Class II  / IK 08

CRI 85 / Driver IN / 700 mA

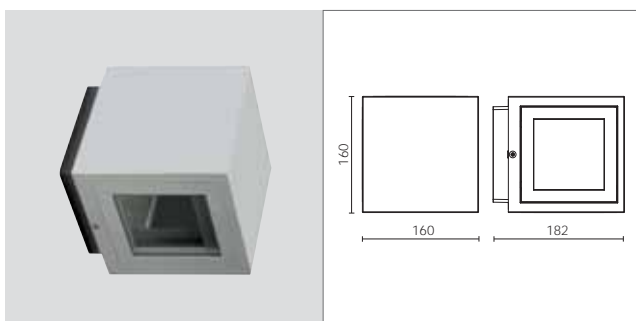
230V / 50 Hz

CE

Dimmable on request.

Color temperature available 3000K or 4000K. Add 3K or 4K to the code after the color.

Code + Colour + Tonality




2 facce aperte | 2 windows

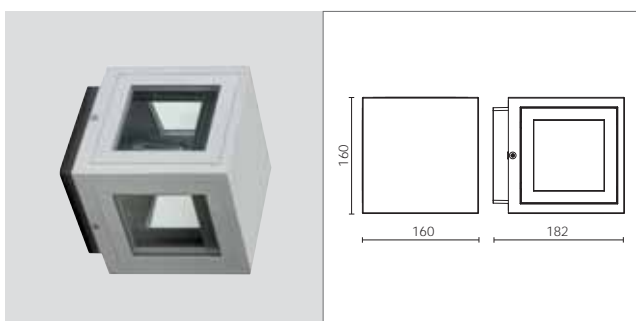


2x70°

2x70°

COD.	LAMP	W	LM LED - REAL LM	GR	GM	BI
1008*	 Led	2x6,4	1280 250			


Code + Colour + Tonality



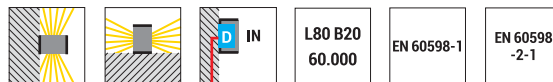
4 facce aperte | 4 windows



4x70°

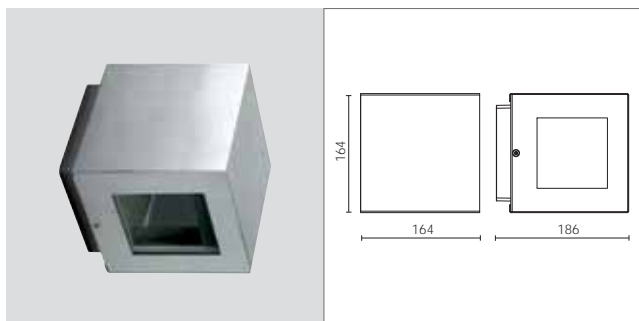
COD.	LAMP	W	LM LED - REAL LM	GR	GM	BI
1022*	 Led	4x6,4	2560 500			

K³ WRITER



K³ WRITER INOX AISI 316L | K³ WRITER STAINLESS STEEL AISI 316L

Code + Colour + Tonality



1 faccia aperta | 1 window



70°

70°

70°

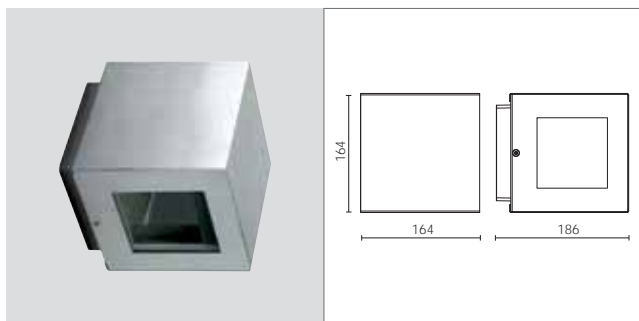
70°

COD.	LAMP	W	LM LED - REAL LM	IN
1014*	Led	1x6,4	640 125	


Struttura esterna in inox AISI 316L.
Parte interna in alluminio.
IP 65 / Classe II / IK 08
CRI 85 / Driver IN / 700 mA
230V / 50 Hz
CE
Dimmerabile a richiesta.
Tonalità 3000K o 4000K. Aggiungere 3K o 4K al codice dopo il colore.

*AISI 316L Stainless Steel structure.
Die-cast primary Aluminium inside.
IP 65 / Class II / IK 08
CRI 85 / Driver IN / 700 mA
230V / 50 Hz
CE
Dimmable on request.
Color temperature available 3000K or 4000K. Add 3K or 4K to the code after the color.*

Code + Colour + Tonality



2 facce aperte | 2 windows

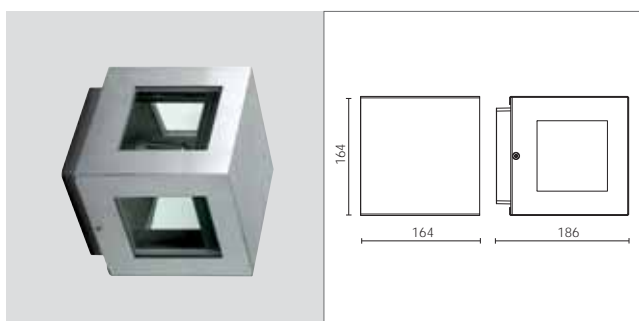


2x70°

2x70°

COD.	LAMP	W	LM LED - REAL LM	IN
1018*	Led	2x6,4	1280 250	

Code + Colour + Tonality



4 facce aperte | 4 windows



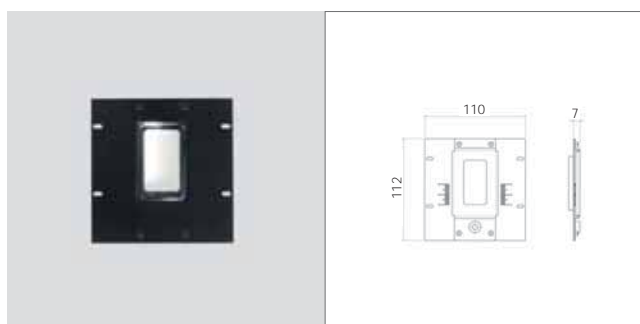
4x70°

COD.	LAMP	W	LM LED - REAL LM	IN
1033*	Led	4x6,4	2560 500	

K³ WRITER

Effetti a parete
Wall effect

LENTI | LENS

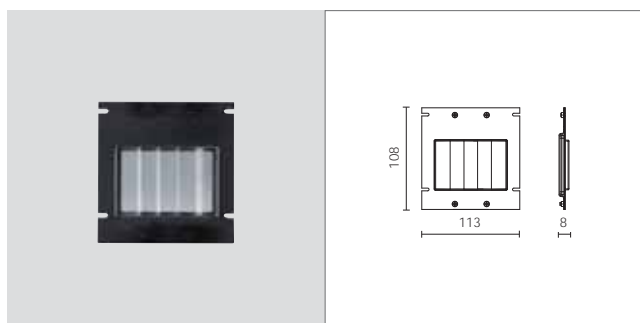



COD. DESCRIZIONE / DESCRIPTION

1091 Lente per lama 1 / Lens for 1 blade


Lente convergente in vetro in borosilicato purissimo.
Asole per regolazione laterale.
Telaio in acciaio. Colore telaio nero.

*Converging lens in pure borosilicate glass.
Screws/oval buttonholes connection for side regulation.
Black steel holding frame.*

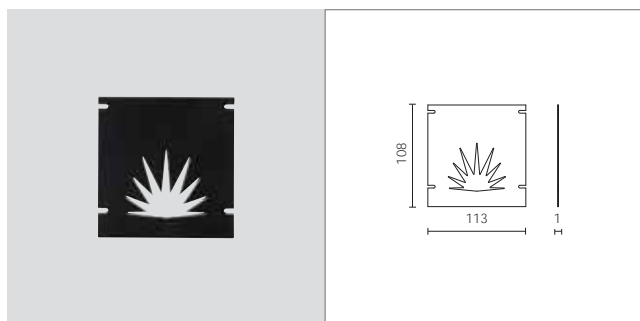


COD. DESCRIZIONE / DESCRIPTION

1092 Lente per lama 5 / Lens for 5 blades



SAGOMATORI | SHAPERS

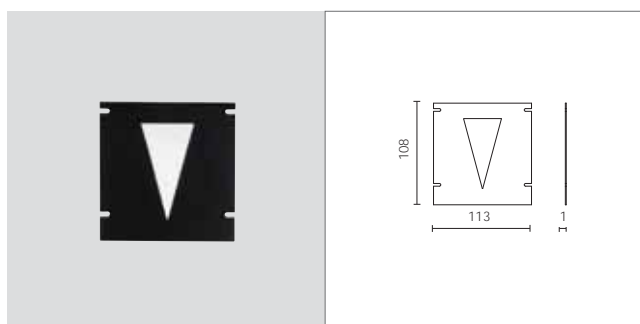



COD. DESCRIZIONE / DESCRIPTION

1093 Sagomatore a foglia / Leaf shape


Sagomatore in acciaio.
Colore nero.

*Steel shaper.
Color black.*



COD. DESCRIZIONE / DESCRIPTION

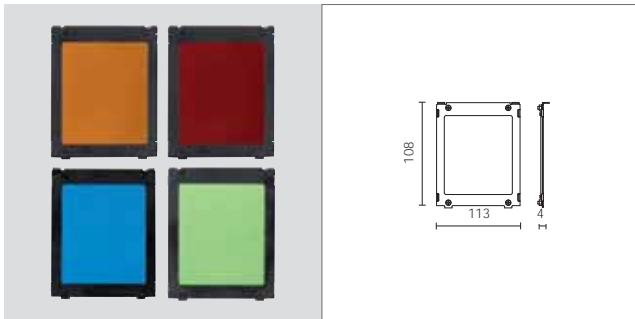
1095 Sagomatore 30° / 30° shape



K³ WRITER

FILTRI COLORE | COLOR FILTERS

Code + Colour



COD. DESCRIZIONE / DESCRIPTION

RO AR BL VE

1096* Filtro dicroico / Dichroic filter

Filtro colore con trattamento dicroico.
Vetro in borosilicato.
Telaio in acciaio nero.
1 filtro per 1 faccia.

*Dichroic finish.
Color and glass amalgam system.
Black steel frame.
1 filter for 1 window.*

